

# ZOOMLION TELESCOPIC BOOM LIFTS ZT22J-V/ZT26J-V

Comply with CE/ANSI/CSA Standard



## HIGHLIGHTS

- ▶ Parallel four-link lifting mechanism for smooth boom movement
- ▶ Hexagonal boom design with good anti-fatigue performance and strong rigidity
- ▶ Smooth leveling and flexible chassis steering
- ▶ Load sensitive system, saving energy
- ▶ Upgraded telematics for high efficient service
- ▶ Deadweight lowering system for smooth operation and energy efficiency

## FEATURES

### Standard Features

Horn
Proportional control
Motion alarm
Flashing beacon
Self-closing entry gate
Emergency descent system
Emergency stop button
Auto-leveling system
On-board diagnostic system
Tilt protection system
Oscillating axle
Load sensing system
4.3' Led display
Swing-out engine tray

### Accessories & Options

- ▶ Platform work light
- ▶ Anti-collision device
- ▶ AC power to platform



## ACCESS WITH ZOOMLION GREEN

Phone: 0086(731)-88353680 0086(731)-88250971  
E-mail: awp@zoomlion.com

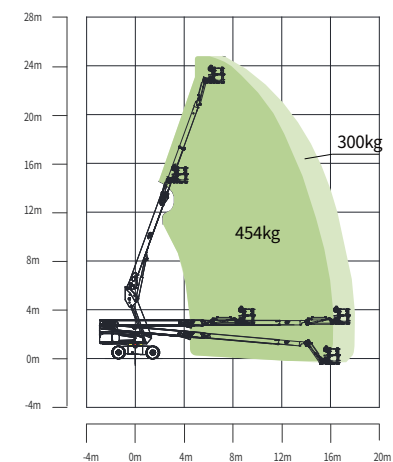
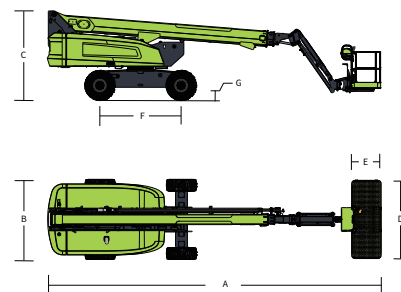
Add: 701 Xulong Nan Lu, Xiangjiang New District, Changsha Hunan, China  
Web: www.zoomlion-access.com

# MAIN SPECS OF TELESCOPIC BOOM LIFTS

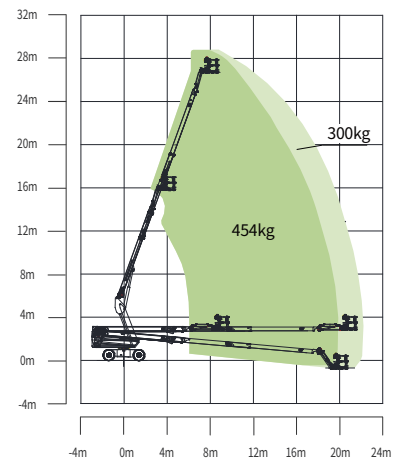
## ZT22J-V/ZT26J-V

Comply with CE/ANSI/CSA Standard

Model	ZT22J-V		ZT26J-V	
	Imperial	Metric	Imperial	Metric
<b>Size</b>				
Work Height	82ft 4in	25.1 m	94ft 1in	28.7m
Platform Height	75ft 9in	23.1 m	87ft 7in	26.7m
Horizontal Outreach	59ft 4in	18.1m	72ft 6in	22.1m
A - Stowed Length	34ft 5in	10.5 m	39ft	11.91m
B - Stowed Width	8ft	2.45m	8ft 2in	2.49m
C - Stowed Height	9ft	2.75m	9ft 3in	2.82m
D - Platform Length	8ft	2.44m	8ft	2.44m
E - Platform Width	3ft	0.91m	3ft	0.91m
F - Wheelbase	8ft 3in	2.52m	9ft 2in	2.8m
Tread	8ft	2.45m	8ft 2in	2.49m
G - Ground Clearance	1ft 3in	0.4m	1ft 3in	0.4m
<b>Performance</b>				
Platform Capacity (Unrestricted/Restricted)	660/1000lb	300/454kg	660/1000lb	300/454kg
Drive Speed (Stowed)	3.73mph	6.0km/h	3.42mph	5.5km/h
Gradeability	45% (24°)	45% (24°)	45% (24°)	45% (24°)
Turning Radius (Inside)	7ft 10in	2.4m	11ft 5in	3.5m
Turning Radius (Outside)	17ft 9in	5.4m	20ft	6.1m
Turntable Swing	360° continuous		360° continuous	
Platform Rotation	±90°		±90°	
Tail Swing	5ft 4in	1.65m	5ft 8in	1.75m
Jib (Range of Articulation)	130° (-55°~75°)		130° (-55°~75°)	
Max. Wind Speed	28mph	12.5m/s	28mph	12.5m/s
<b>Power</b>				
Engine	KUBOTA V2403-CR- EW02 (Europe V)		KUBOTA V2607-CR-TI-EW02 (Europe V)	
Fuel Tank Capacity	39.6 (us gal)	150L	39.6 (us gal)	150L
Control Voltage	12V DC		12V DC	
Hydraulic Tank Capacity	39.6 (us gal)	150L	39.6 (us gal)	150L
Drive Mode	4WD		4WD	
Steering Mode	Front-wheel		Front-wheel	
<b>Tire</b>				
Type	36×14-20 solid tire (standard) 355/55-24.5 foam-filled tire (option) 355/55D-625 foam-filled tire (option)		385/65-24 solid tire (standard) 15-625 foam-filled tire (option) 385/55-24.5 foam-filled tire (option)	
<b>Weight</b>				
Gross	27557lb	12500kg	39903lb	18100kg



Range of Motion ZT22J-V



Range of Motion ZT26J-V